

3SR

3" submersible pumps



-  Clean water
(Maximum sand content 150 g/m³)
-  Domestic use
-  Civil use

PERFORMANCE RANGE

- Flow rate up to **45 l/min** (2.7 m³/h)
- Head up to **162 m**

APPLICATION LIMITS

- Maximum liquid temperature **+35 °C**
- Maximum sand content **150 g/m³**
- Maximum immersion depth of **60 m** with a sufficiently long power cable
- Starts/hour: **20** at regular intervals
- Minimum flow rate for motor cooling **8 cm/s**
- Continuous service **S1**

ELECTRIC MOTOR

- Oil filled **rewindable** motors (non-toxic oil for use with food) a 2 pole, 50 Hz (n ~ 2900 min⁻¹)
- Voltage:
 - single-phase **230 V**
 - three-phase **400 V**
- Insulation: class F
- Protection: IP 68
- Shaft and jacket: **AISI 304** stainless steel
- Dimensions of the flange connection in compliance with **NEMA** standards
- **1.5 m** long power cable

CONSTRUCTION AND SAFETY STANDARDS

EN 60335-1
IEC 60335-1
CEI 61-150

EN 60034-1
IEC 60034-1
CEI 2-3



CERTIFICATIONS

Company with management system certified DNV
ISO 9001: QUALITY

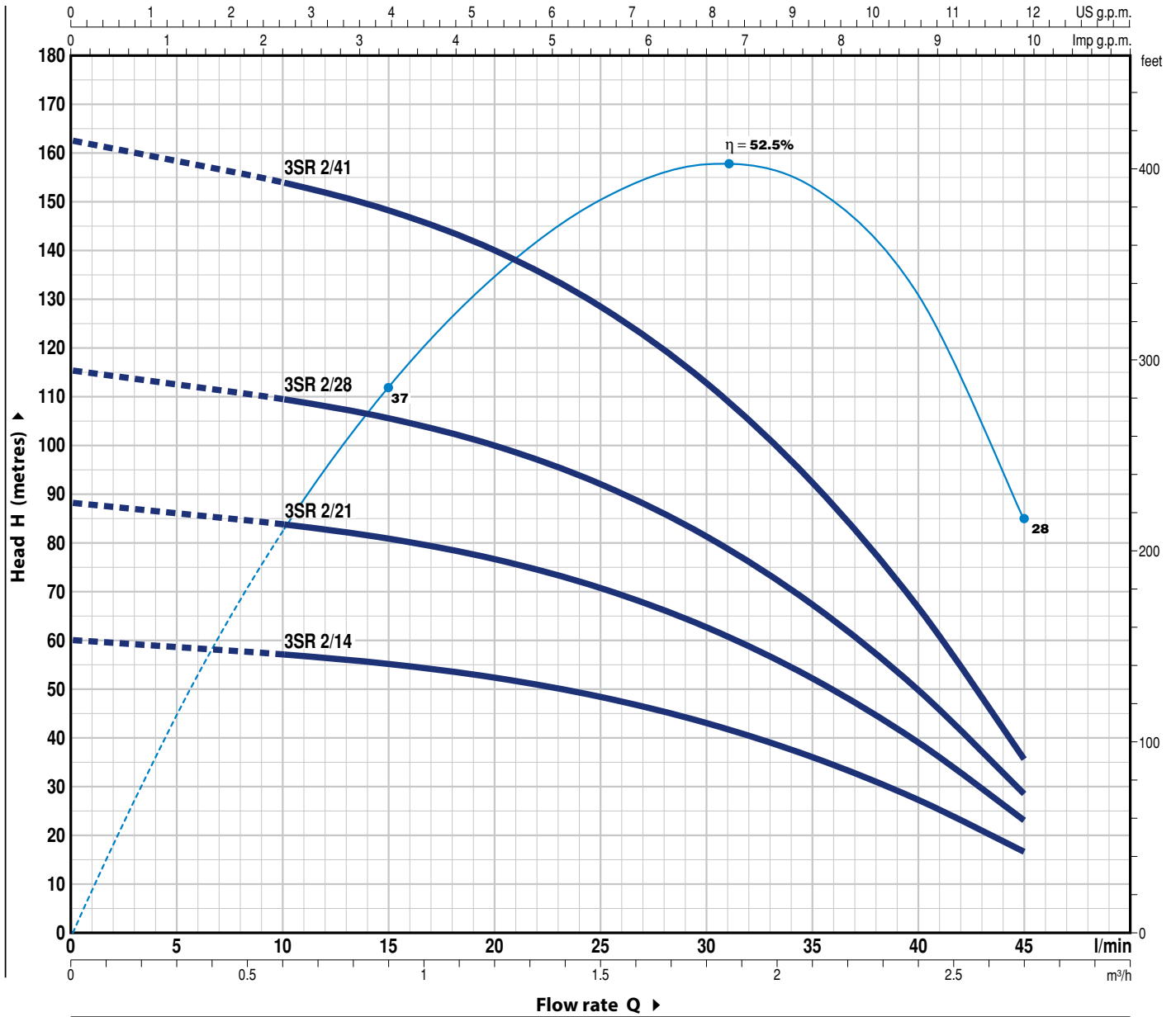


INSTALLATION AND USE

Suitable for use with clean water with a sand content of no more than **150 g/m³**. Because of their high efficiency and reliability, they are suitable for use in domestic, civil and industrial applications such as for the distribution of water in combination with pressure tanks, for irrigation, for washing plants and for pressure boosting in fire-fighting sets, etc.

CHARACTERISTIC CURVES AND PERFORMANCE DATA

50 Hz n= 2900 min⁻¹



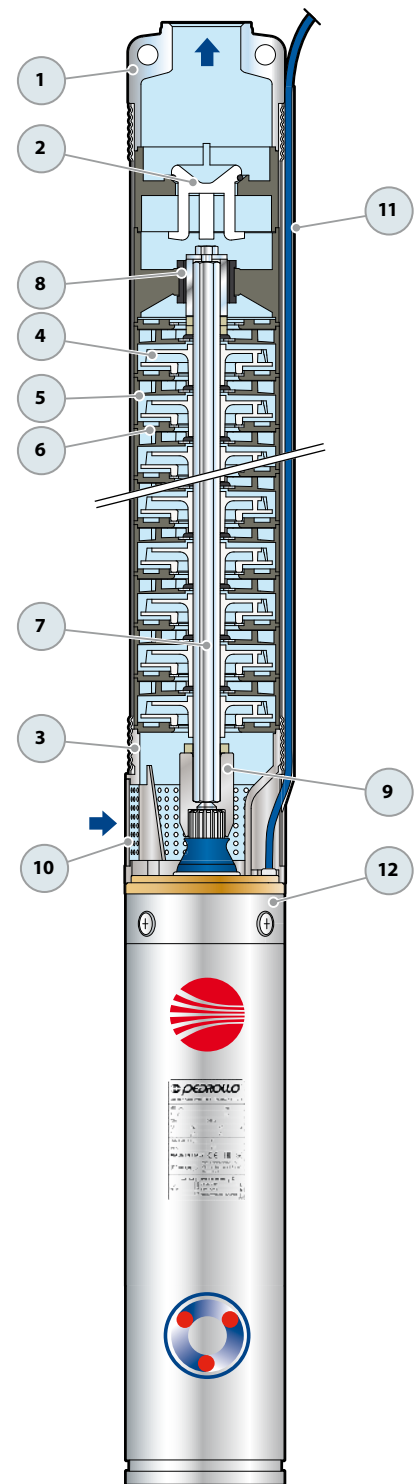
MODEL		POWER (P ₂)		Q	H metres									
Single-phase	Three-phase	kW	HP		m ³ /h	0	0.6	0.9	1.2	1.5	1.8	2.1	2.4	2.7
				l/min	0	10	15	20	25	30	35	40	45	
3SRm 2/14	3SR 2/14	0.37	0.50	H metres	60	57	55	52	48.5	43	36	27.5	16.5	
3SRm 2/21	3SR 2/21	0.55	0.75		88	84	81	77	71	62.5	52.5	39	23.5	
3SRm 2/28	3SR 2/28	0.75	1		115	109	105	100	92	81	67.5	50	28.5	
3SRm 2/41	3SR 2/41	1.1	1.5		162	154	148	140	128	113	92	66.5	35.5	

Q = Flow rate H = Total manometric head

Tolerance of characteristic curves in compliance with EN ISO 9906 Grade 3B.

POS. COMPONENT CONSTRUCTION CHARACTERISTICS


1 DELIVERY BODY	Precision cast stainless steel AISI 304 complete with threaded delivery port in compliance with ISO 228/1
2 NON-RETURN VALVE	Technopolymer
3 MOTOR BRACKET	Stainless steel AISI 304, compliance with NEMA standards
4 IMPELLERS	Technopolymer
5 DIFFUSER	Technopolymer
6 DIFFUSER PLATE	Technopolymer
7 PUMP SHAFT	Stainless steel AISI 431
8 PUMP BEARINGS	NBR rubber - Stainless steel AISI 304
9 DRIVE COUPLING	Stainless steel AISI 304
10 FILTER	Stainless steel AISI 304
11 CABLE COVER	Stainless steel AISI 304
12 MOTOR 3"	<ul style="list-style-type: none"> - Oil filled rewindable motors (non-toxic oil for use with food) - 2 pole, 50 Hz (n ~ 2900 min-1) - Voltage: <ul style="list-style-type: none"> single-phase 230 V three-phase 400 V - Insulation: class F - Protection: IP 68 - Shaft and jacket: AISI 304 stainless steel - Dimensions of the flange connection in compliance with NEMA standards - 1.5 m long power cable



DIMENSIONS AND WEIGHT

MODEL	PORT	DIMENSIONS mm				kg
		DN	Ø	h1	h2	
3SRm 2/14	1"	76	514	373	887	9.4
3SRm 2/21			672	393	1065	10.8
3SRm 2/28			830	433	1263	12.8
3SRm 2/41			1167	477	1644	15.6

MODEL	PORT	DIMENSIONS mm			kg	
		DN	Ø	h		
3SR 2/14	1"	76	514	353	867	9.0
3SR 2/21			672	373	1045	10.3
3SR 2/28			830	393	1223	11.8
3SR 2/41			1167	433	1600	14.5



ABSORPTION

Single-phase versions

MODEL	Rated power P ₂		Axial load	Capacitor (VL=450V)	ABSORPTION
	kW	HP			
230 V / 50 Hz			N	µF	
3SRm 2/14	0.37	0.50	800	12.5	3.4 A
3SRm 2/21	0.55	0.75		16	4.5 A
3SRm 2/28	0.75	1		20	6.0 A
3SRm 2/41	1.1	1.5		30	8.0 A

Three-phase versions

MODEL	Rated power P ₂		Axial load	ABSORPTION
	kW	HP		
400 V / 50 Hz			N	
3SR 2/14	0.37	0.50	800	1.5 A
3SR 2/21	0.55	0.75		1.9 A
3SR 2/28	0.75	1		2.6 A
3SR 2/41	1.1	1.5		3.5 A